

Functional Crown Lengthening

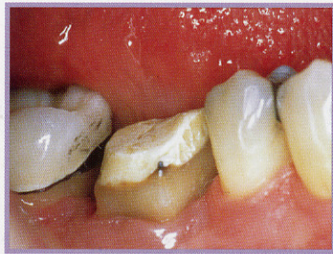
Periodontal procedures are available to lay the groundwork for restorative and cosmetic dentistry and/or to improve the health and esthetics of your smile.



Decayed tooth prior to crown lengthening

is exposed. Crown lengthening is often used as part of a treatment plan for a tooth that is to be fitted with a crown. This procedure provides the

Crown lengthening is a surgical procedure that recontours the gum tissue and often the underlying bone surrounding one or more teeth so that an adequate amount of healthy tooth




Crown lengthening exposes more of the tooth surface



Crown is successfully placed

necessary space between the supporting bone and crown, preventing the new crown from damaging gum tissues and bone.



Your dentist or periodontist may also recommend crown lengthening in order to make a restorative procedure possible. If a tooth is badly worn, decayed or fractured below the gum line, crown lengthening adjusts the gum and bone levels to gain access to more of the tooth so it can be restored.

What are the benefits of this procedure?

Functional crown lengthening is an important part of an integrated effort to optimize your health, appearance, comfort and function. A beautiful new smile and improved periodontal health are your keys to smiling, eating and speaking with comfort and confidence.

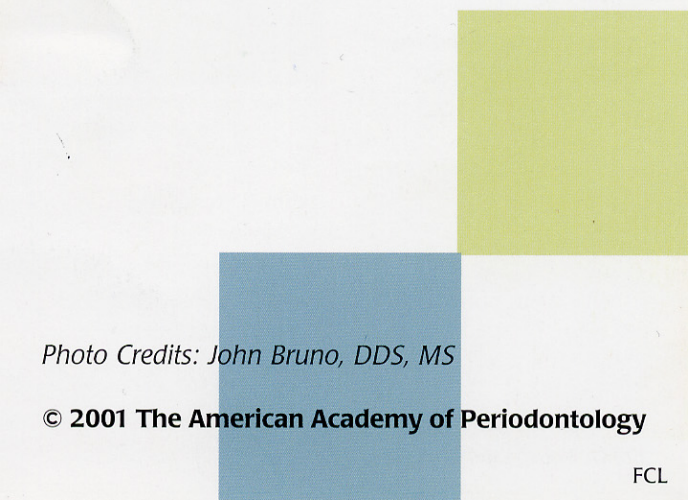


Photo Credits: John Bruno, DDS, MS

© 2001 The American Academy of Periodontology

FCL